

TOSRIFA INDUSTRIES LIMITED

TOSRIFA INDUSTRIES LIMITED

Statement of Financial Position


As at 31st March 2023




NORTHERN TOSRIFA
GROUP

Particulars	Notes	Un-Audited	
		Amount in Taka	
		31st March 2023	30th June 2022
Assets			
Non-current assets		3,081,550,903	3,108,550,005
Property, plant and equipment	6	3,078,962,254	3,105,504,513
Intangible assets	7	2,588,649	3,045,492
Current assets		2,589,259,265	2,772,277,028
Advances, deposits and prepayments	8	76,438,384	77,651,009
Trade and other receivables	9	471,820,864	524,769,009
Accrued income	10	1,030,300	17,675,800
Inventories	11	1,770,185,448	1,928,090,281
Cash and cash equivalents	12	269,784,268	224,090,928
Total assets		5,670,810,168	5,880,827,033
Equity and Liabilities			
Shareholders' equity		2,085,838,066	2,039,543,093
Share capital	13	679,851,197	679,851,197
Share premium	14	433,059,200	433,059,200
Retained earnings	15	437,298,432	391,003,460
Revaluation surplus	16	535,629,237	535,629,237
Non-current liabilities		821,492,538	841,999,641
Long term loans (secured), net of current	17	682,128,679	709,636,073
Deferred tax liabilities	18	139,363,859	132,363,568
Current liabilities		2,763,479,564	2,999,284,299
Trade and other payables	19	819,439,298	760,729,517
Unclaimed Dividend	19.03	299,068	270,556
Provisions for expenses	20	154,875,478	101,681,773
Short term loans	21	1,550,491,889	1,902,042,927
Current portion of long term loans	22	224,675,854	226,453,841
Provision for income tax	23	-	-
Workers' profit participation and welfare	24	13,697,977	8,105,686
Total equity and liabilities		5,670,810,168	5,880,827,033
Net asset value (NAV) per share	33	30.68	30.00

The annexed notes form an integral part of these financial statements.


Managing Director


Director


Director


CFO


Company Secretary

Place: Dhaka, Bangladesh

Dated: 30 April 2023

TOSRIFA INDUSTRIES LIMITED



**NORTHERN TOSRIFA
GROUP**

TOSRIFA INDUSTRIES LIMITED
Statement of Profit or Loss and other Comprehensive Income
For the 3rd Quarter Ended 31st March 2023

Un-Audited

3rd Quarter

Particulars	Notes	Three Quarter Ended		Un-Audited 3rd Quarter	
		Amount in Taka		Amount in Taka	
		1st July 2022 to 31st March 2023 (9 months)	1st July 2021 to 31st March 2022 (9 months)	1st January 2023 to 31st March 2023 (3 months)	1st January 2022 to 31st March 2022 (3 months)
Sales revenue (export)	25	3,548,182,941	3,280,604,135	1,393,643,178	1,162,770,735
Less: Cost of sales	26	3,172,531,553	2,984,556,409	1,253,841,415	1,069,302,221
Gross profit		375,651,387	296,047,726	139,801,763	93,468,514
Less: Operating expenses		162,051,361	165,794,444	58,302,121	52,095,167
General and administrative expenses	27	75,607,695	68,118,407	26,893,814	24,128,583
Marketing, selling and distribution expenses	28	86,443,666	97,676,037	31,408,307	27,966,584
Operating profit		213,600,026	130,253,281	81,499,642	41,373,347
Add: Other income	29	1,557,418	24,657,563	1,555,821	15,056,000
Profit before finance costs		215,157,444	154,910,844	83,055,464	56,429,347
Less: Finance costs	30	97,719,317	70,208,240	38,618,645	21,824,109
Profit before WPPF		117,438,127	84,702,604	44,436,819	34,605,238
Less: Workers' profit participation and welfare fund	31	5,592,292	4,033,457	2,116,039	1,647,868
Profit before income tax		111,845,835	80,669,147	42,320,780	32,957,369
Less: Income tax expenses	32	45,155,326	28,065,761	15,728,778	9,467,337
Current tax expense		38,155,035	18,708,372	12,412,114	6,643,919
Deferred tax expense		7,000,292	9,357,389	3,316,665	2,823,418
Profit after income tax		66,690,509	52,603,386	26,592,002	23,490,032
Add: Other comprehensive income		-	-	-	-
Total comprehensive income		66,690,509	52,603,386	26,592,002	23,490,032
Earnings per share					
Basic earnings per share (Face value Tk. 10.00)	34	0.98	0.77	0.39	0.35

Managing Director

Director

Director

CFO

Company Secretary

Place: Dhaka, Bangladesh

Dated: 30 April 2023

TOSRIFA INDUSTRIES LIMITED

TOSRIFA INDUSTRIES LIMITED Statement of Changes in Equity (Un-Audited) For the 3rd Quarter Ended 31st March 2023




(Amount in Taka)


Particulars	Share capital	Share premium	Retained earnings	Revaluation surplus	Total
Balance as at 01 July, 2022	679,851,197	433,059,200	391,003,460	535,629,237	2,039,543,093
Total comprehensive income for the period					
Profit	-	-	66,690,509	-	66,690,509
Other comprehensive income	-	-	-	-	-
Transactions with owners of the Company:					
Issue of ordinary shares	-	-	-	-	-
Share premium	-	-	-	-	-
Cash dividend	-	-	(20,395,536)	-	(20,395,536)
Stock dividend	-	-	-	-	-
Transfer from revaluation surplus to retained earnings	-	-	-	-	-
Balance as at 31st March, 2023	679,851,197	433,059,200	437,298,432	535,629,237	2,085,838,066

TOSRIFA INDUSTRIES LIMITED Statement of Changes in Equity (Un-Audited) For the 3rd Quarter Ended 31st March 2022


(Amount in Taka)

Particulars	Share capital	Share premium	Retained earnings	Revaluation surplus	Total
Balance as at 01 July, 2021	663,269,460	433,059,200	314,863,086	535,629,237	1,946,820,983
Total comprehensive income for the period					
Profit	-	-	52,603,386	-	52,603,386
Other comprehensive income	-	-	-	-	-
Transactions with owners of the Company:					
Issue of ordinary shares	16,581,737	-	-	-	16,581,737
Share premium	-	-	-	-	-
Stock dividend	-	-	(16,581,737)	-	(16,581,737)
Cash dividend	-	-	(16,581,737)	-	(16,581,737)
Transfer from revaluation surplus to retained earnings	-	-	-	-	-
Balance as at 31st March, 2022	679,851,197	433,059,200	334,302,999	535,629,237	1,982,842,632


Managing Director


Director


Director


CFO


Company Secretary

Place: Dhaka, Bangladesh
Dated: 30 April 2023


TOSRIFA INDUSTRIES LIMITED



TOSRIFA INDUSTRIES LIMITED Statement of Cash Flows For the 3rd Quarter Ended 31st March 2023


Particulars	Notes	Un-Audited Amount in Taka	
		1st July 2022 to 31st March 2023	1st July 2021 to 31st March 2022
A. CASH FLOWS FROM OPERATING ACTIVITIES			
Cash receipts from customers		3,601,131,085	3,176,860,456
Cash receipts from other sources		18,201,100	26,068,718
Cash paid to suppliers, contractors and others		(2,958,231,294)	(4,003,909,183)
Finance costs		(97,719,317)	(70,208,240)
Income taxes paid		(38,155,035)	(18,708,372)
Net cash (used in)/generated by operating activities		525,226,539	(889,896,621)
B. CASH FLOWS FROM INVESTING ACTIVITIES			
Payments for acquisition of property, plant and equipment		(73,975,001)	(79,540,926)
Payments for capital work-in-progress		-	-
Payments for acquisition of intangible assets		-	-
Net cash used in investing activities		(73,975,001)	(79,540,926)
C. CASH FLOWS FROM FINANCING ACTIVITIES			
Proceeds from/(repayment of) long term loans		(27,507,394)	(256,405,621)
Proceeds from/(payment of) accepted liabilities for machine		-	-
Proceeds from/(repayment of) short term loans		(351,551,038)	1,250,089,037
Current portion of Long term loan		(1,777,986)	89,912,393
Interest income		1,818	19,645
Payment of dividend		(20,367,024)	(14,201,490)
Proceeds from/(refund of) unsuccessful IPO application mon		-	-
Net cash generated by financing activities		(401,201,625)	1,069,413,964
D. Net changes in cash and cash equivalents (A+B+C)		50,049,913	99,976,417
E. Cash and cash equivalents at the beginning of the year		224,090,928	147,056,633
F. * Exchange Fluctuation loss (Net)		(4,356,572)	(165,533)
G. Cash and cash equivalents at the end of the year (D+E)		269,784,268	246,867,517
Net operating cash flow per share (Existing Share)	35	7.73	(13.09)


The annexed notes form an integral part of these financial statements.


Managing Director


Director


Director


CFO


Company Secretary

Place: Dhaka, Bangladesh
Dated: 30 April 2023