

TOSRIFA INDUSTRIES LIMITED



Statement of Financial Position As at 31st March 2019

Un-Audited

Particulars	Amount in Taka	
	31 March 2019	30 June 2018
Assets		
Non-current assets	3,219,642,320	2,839,617,163
Property, plant and equipment	2,307,799,548	1,800,352,533
Capital work-in-progress	909,163,599	1,036,462,941
Intangible assets	2,679,173	2,801,689
Current assets	933,007,099	770,767,811
Advances, deposits and prepayments	110,069,547	142,676,693
Trade and other receivables	129,675,701	71,543,032
Accrued income	3,687,506	13,085,478
Inventories	546,698,714	335,136,272
Cash and cash equivalents	142,875,631	208,326,336
Total assets	4,152,649,419	3,610,384,974
Equity and Liabilities		
Shareholders' equity	2,118,596,967	2,124,722,271
Share capital	663,269,460	631,685,200
Share premium	433,059,200	433,059,200
Retained earnings	484,839,353	522,548,917
Revaluation surplus	537,428,954	537,428,954
Non-current liabilities	788,106,053	692,704,727
Long term loans (secured), net of current portion	772,162,265	676,760,939
Deferred tax liabilities	15,943,788	15,943,788
Current liabilities	1,245,946,398	792,957,976
Trade and other payables	371,144,957	221,471,559
Provisions for expenses	159,665	485,000
Accepted liabilities for machinery	199,549,021	-
Short term loans	567,838,526	553,798,373
Current portion of long term loans	98,313,563	9,935,463
Provision for Income Tax	-	-
Workers' profit participation and welfare fund	8,940,667	7,267,581
Total equity and liabilities	4,152,649,419	3,610,384,974
Net asset value per share	31.94	32.03

Chairman

Managing Director

Director

Head of Accounts

Company Secretary

Dated: 30 April 2019
Place: Dhaka

TOSRIFA INDUSTRIES LIMITED



Statement of Profit or Loss and other Comprehensive Income For the period ended on 31st March 2019

Un-Audited

(Amount in Taka)

Particulars	July18 to Mar 2019	July17 to Mar 2018	Jan to Mar 2019	Jan to Mar 2018
Sales revenue (export)	1,184,492,146	874,216,421	435,918,189	281,658,966
Less: Cost of sales	1,005,731,144	749,650,054	367,835,811	255,999,012
Gross profit	178,761,002	124,566,367	68,082,378	25,659,954
Less: Operating expenses	122,997,072	96,859,790	40,529,299	32,104,456
General and administrative expenses	75,017,728	63,747,328	21,398,330	19,346,099
Marketing, selling and distribution expenses	47,979,344	33,112,462	19,130,969	12,758,357
Operating profit	55,763,930	27,706,577	27,553,079	(6,444,502)
Add: Other income	21,364,765	41,896,801	3,969,200	17,189,554
Profit before finance costs	77,128,696	69,603,378	31,522,279	10,745,052
Less: Finance costs	41,993,886	14,169,767	18,514,412	6,494,819
Profit before WPPF	35,134,810	55,433,611	13,007,867	4,250,233
Less: Workers' profit participation and welfare fund	1,673,087	2,639,696	619,422	202,392
Profit before income tax	33,461,724	52,793,915	12,388,445	4,047,841
Less: Income tax expenses	8,002,768	20,283,989	3,161,020	10,709,152
Profit after income tax	25,458,956	32,509,926	9,227,425	(6,661,311)
Add: Other comprehensive income	-	-	-	-
Total comprehensive income	25,458,956	32,509,926	9,227,425	(6,661,311)
Earnings per share				
Basic earnings per share (Face value BDT 10.00)	0.38	0.49	0.14	(0.10)

Chairman

Managing Director

Director

Head of Accounts

Company Secretary

Dated: 30 April 2019
Place: Dhaka

TOSRIFA INDUSTRIES LIMITED



Statement of Changes in Equity For the period of 1st July 2018 to 31st March 2019

Un-Audited

(Amount in Taka)

Particulars	Share capital	Share premium	Retained earnings	Revaluation surplus	Total
Balance as at 1st July 2018	631,685,200	433,059,200	522,548,917	537,428,954	2,124,722,271
Total comprehensive income for the period					
Profit	-	-	25,458,956	-	25,458,956
Other comprehensive income	-	-	-	-	-
Transactions with owners of the Company:					
Issue of ordinary shares	31,584,260	-	-	-	31,584,260
Share premium	-	-	-	-	-
Stock dividend	-	-	(31,584,260)	-	(31,584,260)
Cash dividend	-	-	(31,584,260)	-	(31,584,260)
Transfer from revaluation surplus to retained earnings	-	-	-	-	-
Balance as at 31st March 2019	663,269,460	433,059,200	484,839,353	537,428,954	2,118,596,967


TOSRIFA INDUSTRIES LIMITED Statement of Changes in Equity For the period of 1st July 2017 to 31st March 2018


(Amount in Taka)


Particulars	Share capital	Share premium	Retained earnings	Revaluation surplus	Total
Balance as at 1st July 2017	631,685,200	433,059,200	484,129,466	541,193,941	2,090,067,807
Total comprehensive income for the period					
Profit	-	-	32,509,926	-	32,509,926
Other comprehensive income	-	-	-	-	-
Transactions with owners of the Company:					
Issue of ordinary shares	-	-	-	-	-
Share premium	-	-	-	-	-
Stock dividend	-	-	-	-	-
Cash dividend	-	-	(63,168,520)	-	(63,168,520)
Transfer from revaluation surplus to retained earnings	-	-	-	-	-
Balance as at 31st March 2018	631,685,200	433,059,200	453,470,872	541,193,941	2,059,409,213


Chairman


Managing Director


Director


Head of Accounts


Company Secretary






Dated: 30 April 2019
Place: Dhaka

TOSRIFA INDUSTRIES LIMITED



Statement of Cash Flows For the period ended on 31st March 2019

Particulars	Un-Audited	
	(Amount in Taka)	
	July 2018 to March 2019	July 2017 to March 2018
A. CASH FLOWS FROM OPERATING ACTIVITIES		
Cash receipts from customers	1,126,359,478	948,298,420
Cash receipts from other sources	30,691,466	40,198,758
Cash paid to suppliers, contractors and others	(540,967,774)	(524,930,335)
Cash paid for operating exp	(587,052,488)	(379,387,641)
Finance costs	(41,993,886)	(14,169,767)
WPPF Paid	(0)	(9,226,168)
Income taxes paid	(8,002,768)	(11,582,890)
Net cash (used in)/generated by operating activities	(20,965,972)	49,200,378
B. CASH FLOWS FROM INVESTING ACTIVITIES		
Payments for acquisition of property, plant and equipment	(81,848,158)	(19,317,369)
Payments for capital work-in-progress	(328,189,965)	(460,079,990)
Payments for acquisition of intangible assets	(302,220)	(1,646,990)
Net cash used in investing activities	(410,340,344)	(481,044,349)
C. CASH FLOWS FROM FINANCING ACTIVITIES		
Proceeds from/(repayment of) long term loans	95,401,326	268,885,170
Proceeds from/(payment of) accepted liabilities for machinery	199,549,021	(64,750,695)
Proceeds from/(repayment of) short term loans	14,040,153	262,099,813
Current portion of long term loan	88,378,100	(9,631,330)
Interest income	71,271	-
Payment of dividend	(31,584,260)	(63,168,520)
Net cash generated by financing activities	365,855,611	393,434,438
D. Net changes in cash and cash equivalents (A+B+C)	(65,450,705)	(38,409,532)
E. Cash and cash equivalents at the beginning of the year	208,326,336	193,452,258
F. Cash and cash equivalents at the end of the year (D+E)	142,875,631	155,042,726
Net operating cash flow per share	(0.32)	0.74

 Chairman
 Managing Director
 Director
 Head of Accounts
 Company Secretary

Dated: 30 April 2019
Place: Dhaka